

Cylinder regulator FE52^{exact}



Cylinder regulator FE52^{exact}

Specifications

- SPECTROCEM - components guarantee maximum quality by using high grade materials and a quality assurance program acc. to ISO 9001.
- All components which come into contact with the medium are cleaned in an ultrasonic cleaning system (CFC-free) with the special cleaning process SPECTRO-CLEAN® and are then baked out.
- SPECTROCEM - components undergo a 100% Helium-leak-test.

Product features

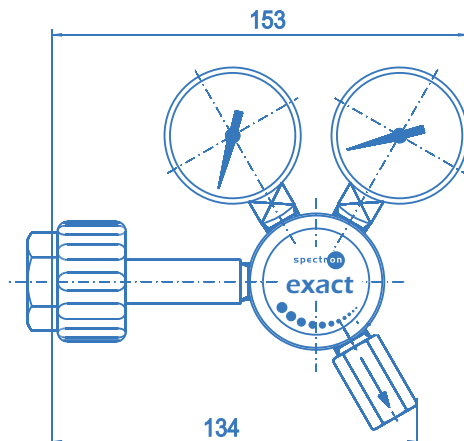
- Stainless steel cylinder pressure regulator
- Extremely stable outlet pressure by applied extremely accurate technology "exact" and anti-vibration device
- For corrosive, toxic gases and gas mixtures with corrosive components up to quality 6.0
- 6 ports for flexible and individual configuration
- Suitable for inlet pressures up to 300 bar
- Max. outlet pressures 1.5 up to 20 bar
- Light weight
- Compact design
- Metal-to-metal seal to atmosphere
- Suitable for ECD-applications
- Pressure regulator can be evacuated
- Central filter
- Approved for use with oxygen
- Simple outlet pressure limitation by handwheel
- Easy to install
- New laboratory-style design

exact = extremely accurate technology

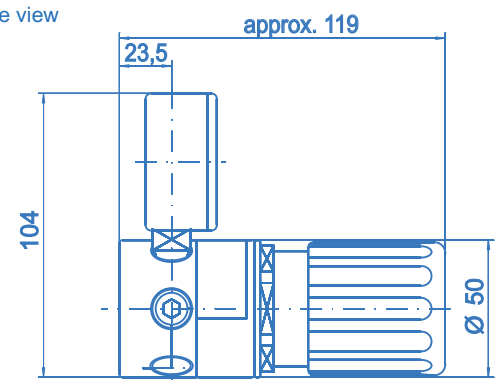
Technical data

Type	single-stage EXACT
Inlet pressure P₁	max. 300 bar
Outlet pressure P₂	1.5 / 4 / 10 / 20 bar
Materials	
Body regulator, relief valve:	SS 316L (SS 1.4404)
Valve seat:	PVDF
Diaphragm:	Hastelloy C276
Soft goods:	EPDM
Filter:	Sintered SS 316L
In- and outlets	1/4" NPT-F
Temperature range	-30°C to +60°C
Leak rate (to atmosphere)	1x10 ⁻⁸ mbar l/s He
(via seat)	1x10 ⁻⁶ mbar l/s He
Pressure gauge	Safety pressure gauges ISO5171/KI1.6/NG50
Flow capacity	C _v =0.15
Weight	1.2 kg

Dimensions
FE52^{exact}



Side view



Cylinder regulator FE52^{exact}

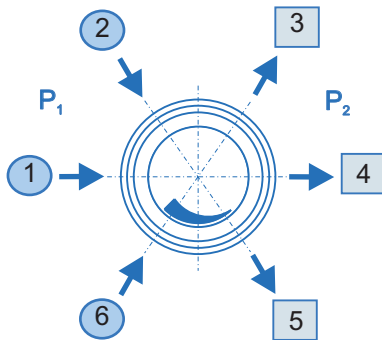


Ordering information:

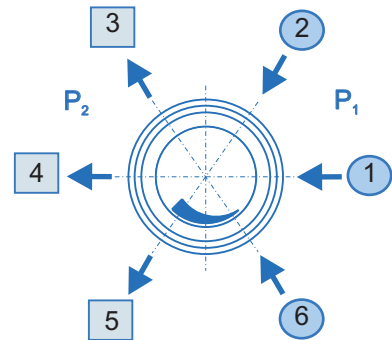
Cylinder regulator FE52^{exact}

In- / outlets


- CE 1/4 - 1/8" / 1/4" / 1/2" - OD compression fitting (stainless steel)
- CE 6 - 3/6/8/10/12mm OD compression fitting (stainless steel)
- B - plug
- A - relief valve - 1/4"-NPT-F ($P_2 \leq 100$ bar)
- xxxx - detailed specification of cylinder connection including the relevant standard and number (e.g. BS no.3 for nitrogen up to 230 bar)
- K - contact pressure gauge
- M - pressure gauge
- 0 - 1/4"-NPT-F (port only)



Inlet left: L



Inlet right: R



FE52 - L - 300 - 20 - 1 - 2 - 3 - 4 - 5 - 6 - N2

Inlet

- L - left
- R - right

Inlet pressure P_1

- 100 - max. 100 bar
- 200 - max. 200 bar
- 300 - max. 300 bar

Outlet pressure P_2

- 1,5 - up to 1.5 bar
- 4 - up to 4 bar
- 10 - up to 10 bar
- 20 - up to 20 bar


Type of gas

Please specify type of gas (for selection of valve seat materials)

For inlet pressure up to 50 bar and outlet pressure of max. 1,5 or 4 bar please use M51

Ordering example:

FE52-L-200-10-DIN10-M-M-CE6-A-B-N2



Ordering example:

FE52-R-200-10-CGA540-M-M-CE1/8-A-B-Ar

